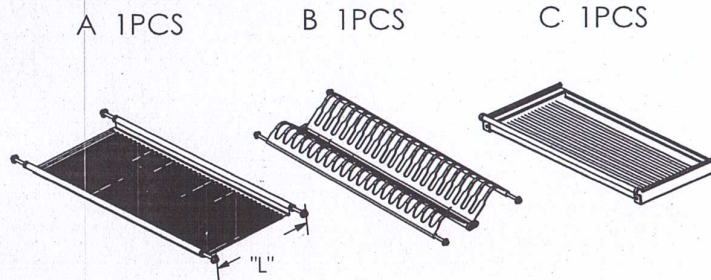


Fixing Instruction for Series-Plate & Dish Holder

1、Accessories :

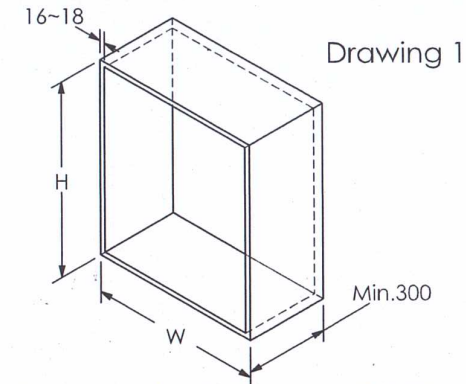


2、Specification & Cabinet Width :

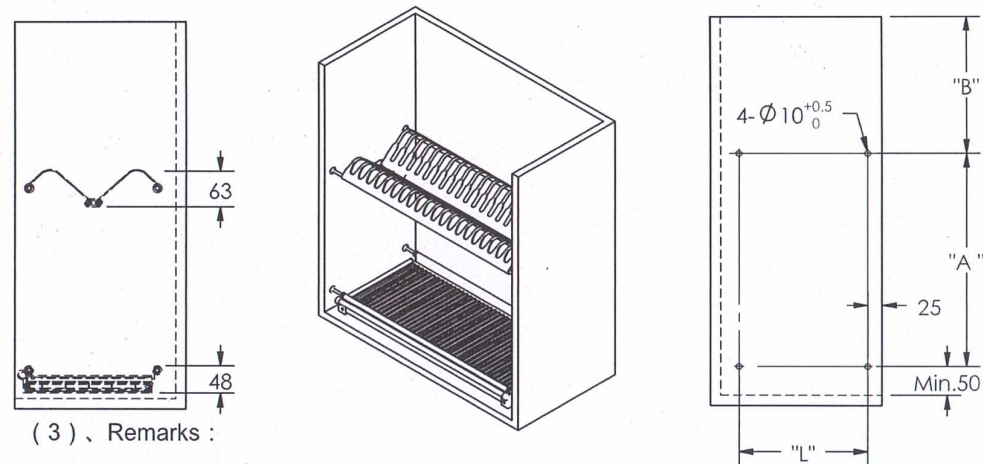
Specifcation	Cabinet Width
D*W*H(mm)	W (mm)
280*365*565	400
280*415*565	450
280*465*565	500
280*515*565	550
280*565*565	600
280*615*565	650
280*665*565	700
280*715*565	750
280*765*565	800
280*815*565	850
280*865*565	900
280*915*565	950
280*965*565	1000

3、Fixing Step :

(1) 、 Choose a suitable cabinet according the specification of particular products(Please refer to drawing 1) :



(2) 、 Drill the side-board of the cabinet then fix accessory "A","B" one by one as the following drawings.



(3) 、 Remarks :

a、Size "A" & Size "B" are based on high of cabinet. The following size are for your reference :

A=275mm , B=300mm (Both Size for reference only)

b、Depth of 4-Ø10 hold is 7~9mm, please be careful that the side-board of cabinet not to be drilled through.